

香港交易及結算所有限公司及香港聯合交易所有限公司對本文件之內容概不負責，對其準確性或完整性亦不發表任何聲明，並明確表示概不就因本文件全部或任何部分內容而產生或因




]

1. *

司

限公司)




Zijin Mining Group Co., Ltd


紫金礦業集團股份有限公司

(一家於中華人民共和國註冊成立的股份有

(股票代碼：2899)



本公司之董事會成員包括執行董事陳景河先生(董事長)、劉雲昆先生



2 —

1 —

“ ” 2023

[2020]2613

60

5

6,000,000,000.00

27,000,000.00

5,973,000,000.00

4,486,970.48

1,772,037.73

5,970,285,067.25

2020

11 9

2020

60468092_H01

2023 12 31 2020

560,953.47 2023

2022	12	31	111,423.91
			64,138.22
			3,909.02
2023	12	31	51,194.71

2 —

1 —

“

”

“

”

“

”

“

”

“

”

“

”

“

”

“

”

Cukaru Peki B.V.

“

”

“ ”

“ ”

2023 3 22

2023-033

“

”

2022

A

2023
12 31

A

2020 A
2023 12 31 “
1 2020 ”

2020

2020

2020

2020

2022 4 11

2022 5 17 2021

“

Kamoa-Kakula

”

77,045.30

“

”

2022 4 11

“ 2

”

2023

2023

2 -

2022

2023

1 2020

2

1 2020

2020				597,028.51						64,138.22		
				-								
				77,045.30						560,953.47		
				12.90%								
				(1)		(2)	(3)	(2)-(1)	% (4) (2)/(1)			
Kamoa-Kakula	1	311,028.51	233,983.21	233,983.21	-	234,878.66	895.45	100.00	2021 5	511,161.67	3	
Timok		218,000.00	218,000.00	218,000.00	-	219,355.01	1,355.01	100.00	2021 10	488,732.66	4	
		68,000.00	68,000.00	68,000.00	35,771.38	69,752.00	1,752.00	100.00	2024 1		5	
	1	-	77,045.30	77,045.30	28,366.84	36,967.80	(40,077.50)	47.98	2026 7		6	
		597,028.51	597,028.51	597,028.51	64,138.22	560,953.47	(36,075.04)	93.96				

1		“		”					
2	Rakita								
3			Kamoa-Kakula		2021	5		2023	39.45
4			Timok		2021	10		2023	13.85
5									4.95
6					2024	1			
					2026	7			

			(1)		(2)	(%) (3)=(2)/(1)				
	Kamoa-Kakula	77,045.30	77,045.30	28,366.84	36,967.80	47.98	2026	7		
			“ ”							